

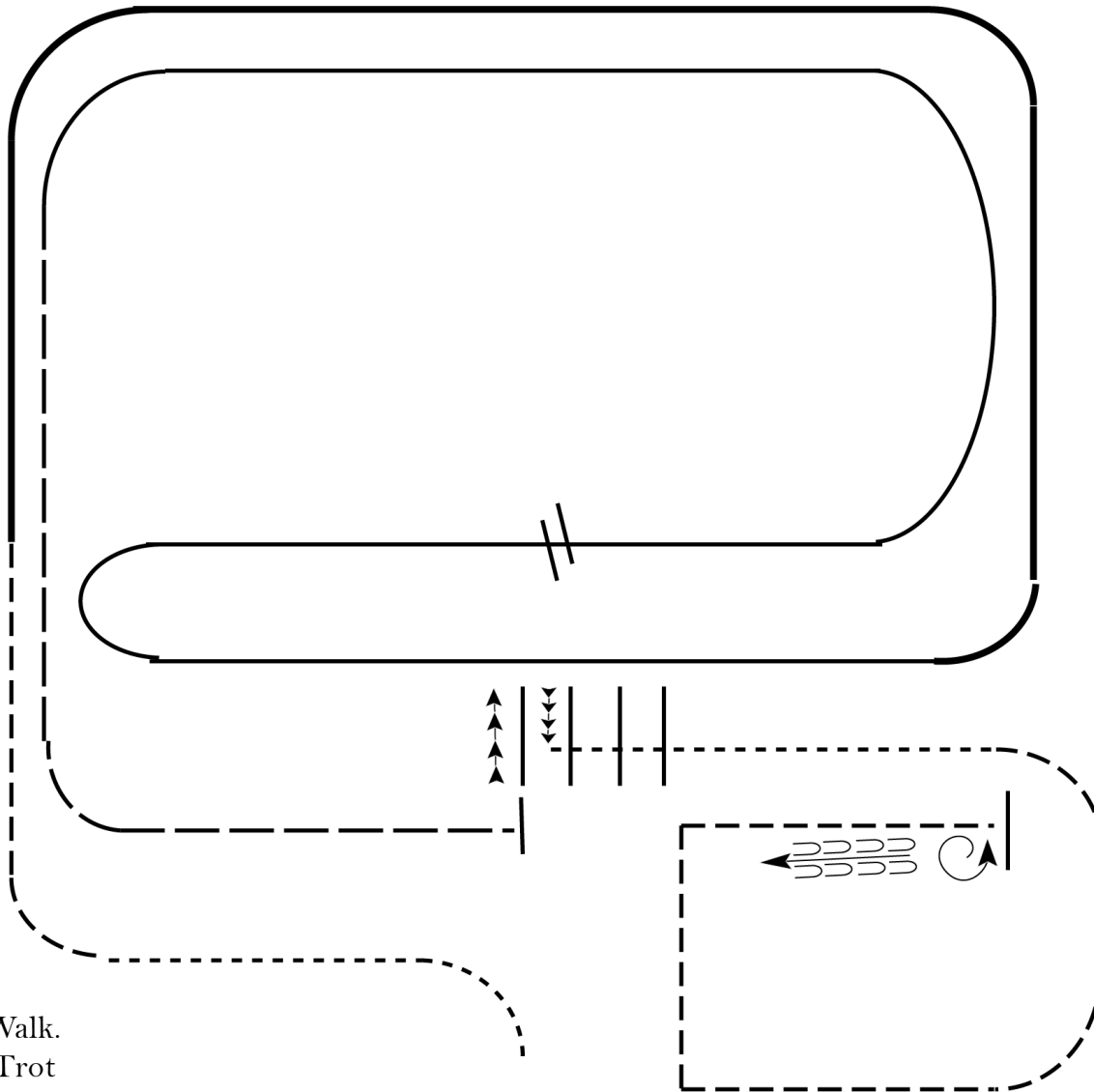
# WES National Show 2019

## Championship Ranch Riding

Show Date: 23rd - 25th August 2019

www.HorseShowPatterns.com

www.HorseShowPatterns.com



1. Walk.
2. Trot
3. Extended lope-right lead
4. Lope right lead
5. Change leads (simple or flying)
6. Lope left lead
7. Extended trot
8. Stop, side pass left, side pass right, 1/2 way
9. Walk over logs
10. Walk
11. Trot square
12. Stop, 360 degree turn left, back

- Walk
- Jog
- Extended Jog
- Lope
- Lead Change
- Back
- Marker

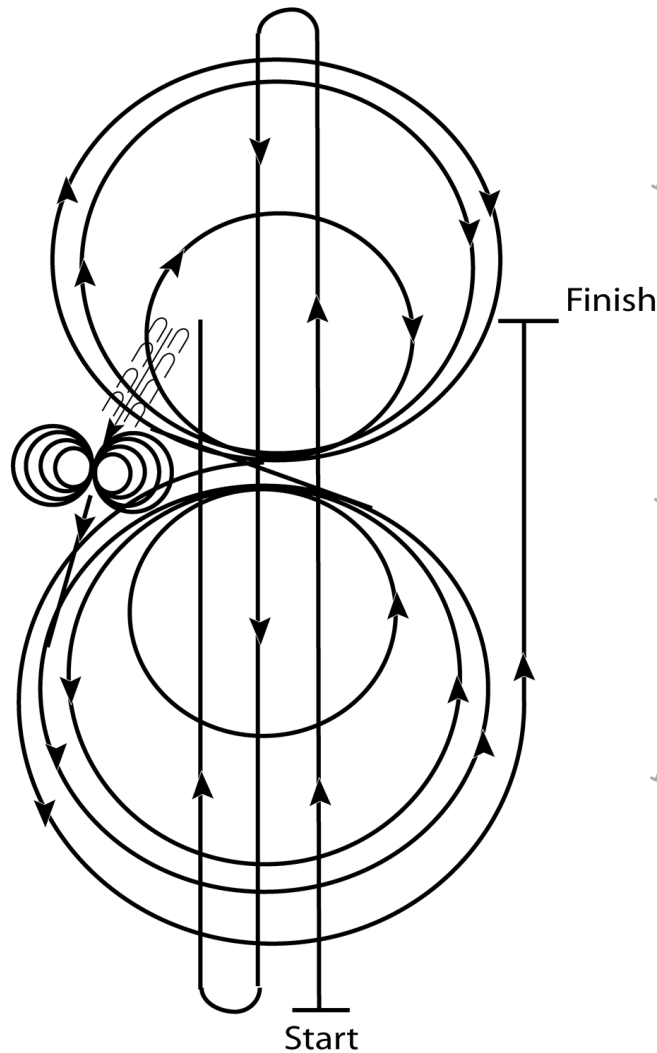
[RR/5]

**Pattern Provided by:**  
*Show management*

# WES National Show 2019

## Championship Reining

Show Date: 23rd - 25th August 2019



1. Run at speed to the far end of the arena past the end marker and do a left rollback - no hesitation.
2. Run to the opposite end of the arena past the end marker and do a right rollback - no hesitation.
3. Run past the center marker and do a sliding stop. Back up to center of the arena or at least ten feet (3m). Hesitate.
4. Complete four spins to the right.
5. Complete four and one quarter spins to the left so that horse is facing left wall or fence. Hesitate.
6. Beginning on the left lead, complete three circles to the left; the first circle large and fast; the second circle small and slow; the third circle large and fast. Change leads at the center of the arena.
7. Complete three circles to the right; the first circle large and fast; the second circle small and slow; the third circle large and fast. Change leads at the center of the arena.
8. Begin a large fast circle to the left but do not close this circle. Run straight up the right side of the arena past the center marker and do a sliding stop at least twenty feet (6.09 m) from wall or fence. Hesitate to demonstrate the completion of the pattern.  
Rider may drop bridle to the designated judge.

[R/AQHAP-1]

**Pattern Provided by:**  
*Show management*

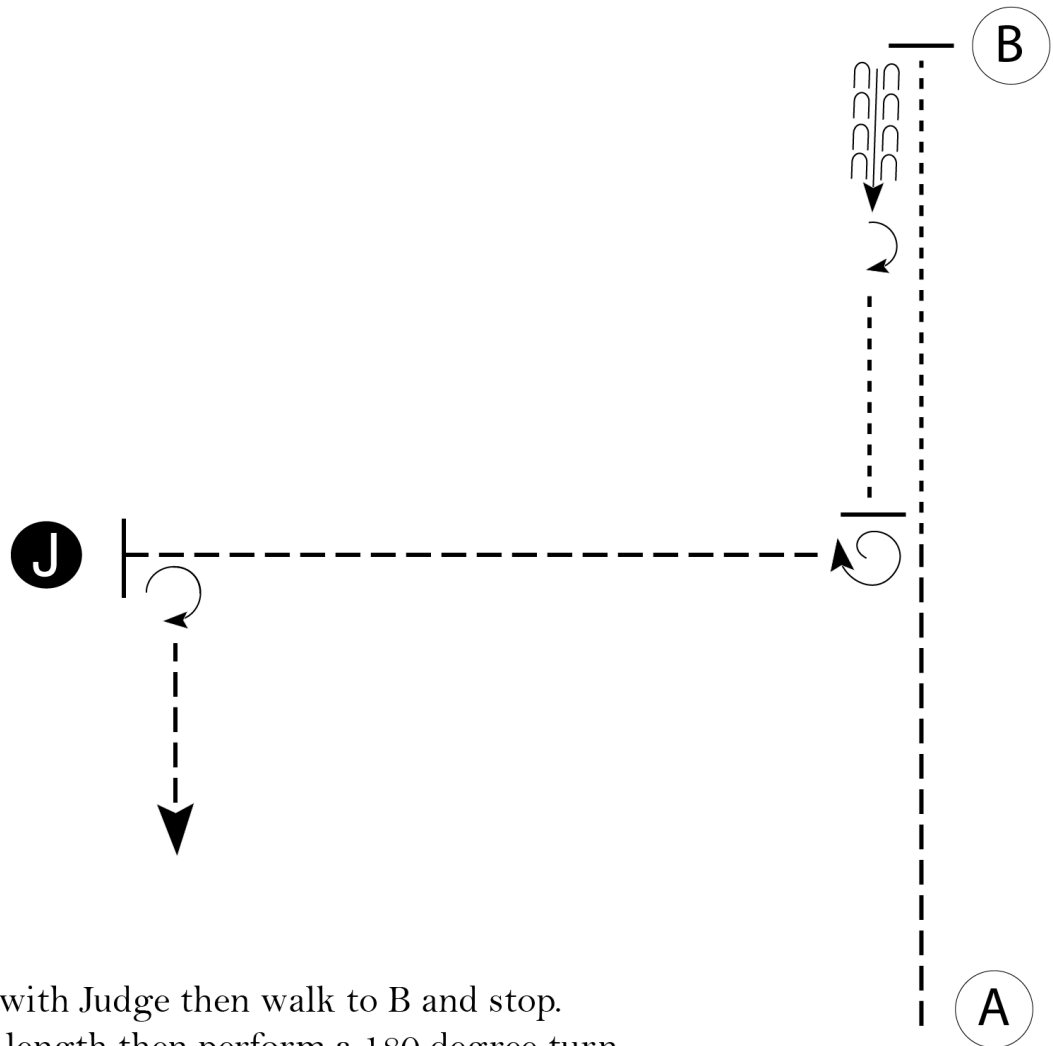
# WES National Show 2019

## Showmanship Championship

Show Date: 23rd - 25th August 2019

w w w . H o r s e S h o w P a t t e r n s . c o m

w w w . H o r s e S h o w P a t t e r n s . c o m



Be ready at A.

1. Trot until even with Judge then walk to B and stop.
2. Back one horse length then perform a 180 degree turn.
3. Walk until your horse's hip is even with Judge.
4. Perform a 1 1/4 turn.
5. Trot to Judge.
6. Set up.
7. Inspection. When dismissed, perform a 270 degree turn and trot to exit.

- Walk -----
- Trot - - - - -
- Back ← ← ← ← ←
- Marker ○ B
- Judge ○ J

[S/3-120]

**Pattern Provided by:**  
*Show management*

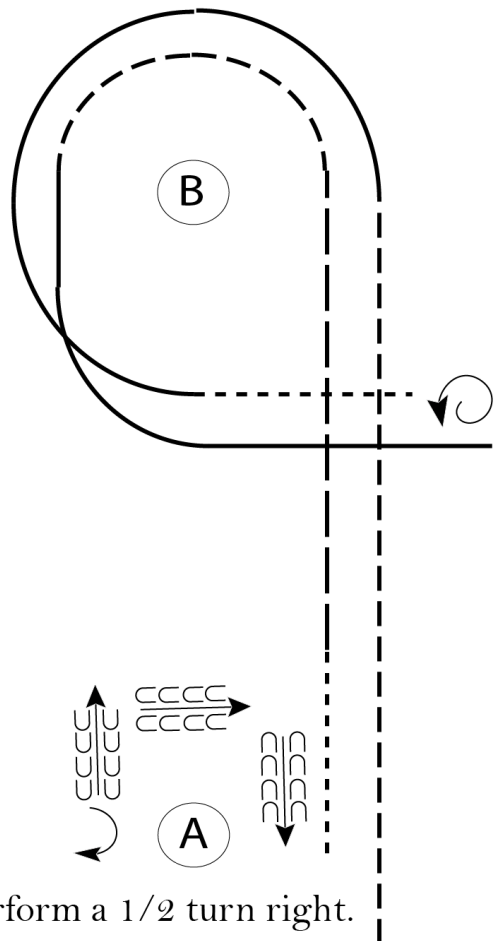
# WES National Show 2019

## Championship Horsemanship

Show Date: 23rd - 25th August 2019

www.HorseShowPatterns.com

www.HorseShowPatterns.com



Be ready at A.

1. When acknowledged, perform a 1/2 turn right.
2. Back around A.
3. Walk approximately 2 horse lengths from A.
4. Extended jog to B.
5. Slow to a jog and jog around B.
6. Lope on the left lead to center of pattern and several horse lengths past the center line.
7. Stop and perform a 1 1/2 turn left.
8. Walk to center of pattern.
9. Lope on the right lead to and around B.
10. Jog from B to and past A.

Pattern is over once you have passed A.

Follow the instructions of your ring steward.

Walk	-----
Jog	-----
Extended Jog	-----
Lope	-----
Lead Change	
Back	
Marker	(B)

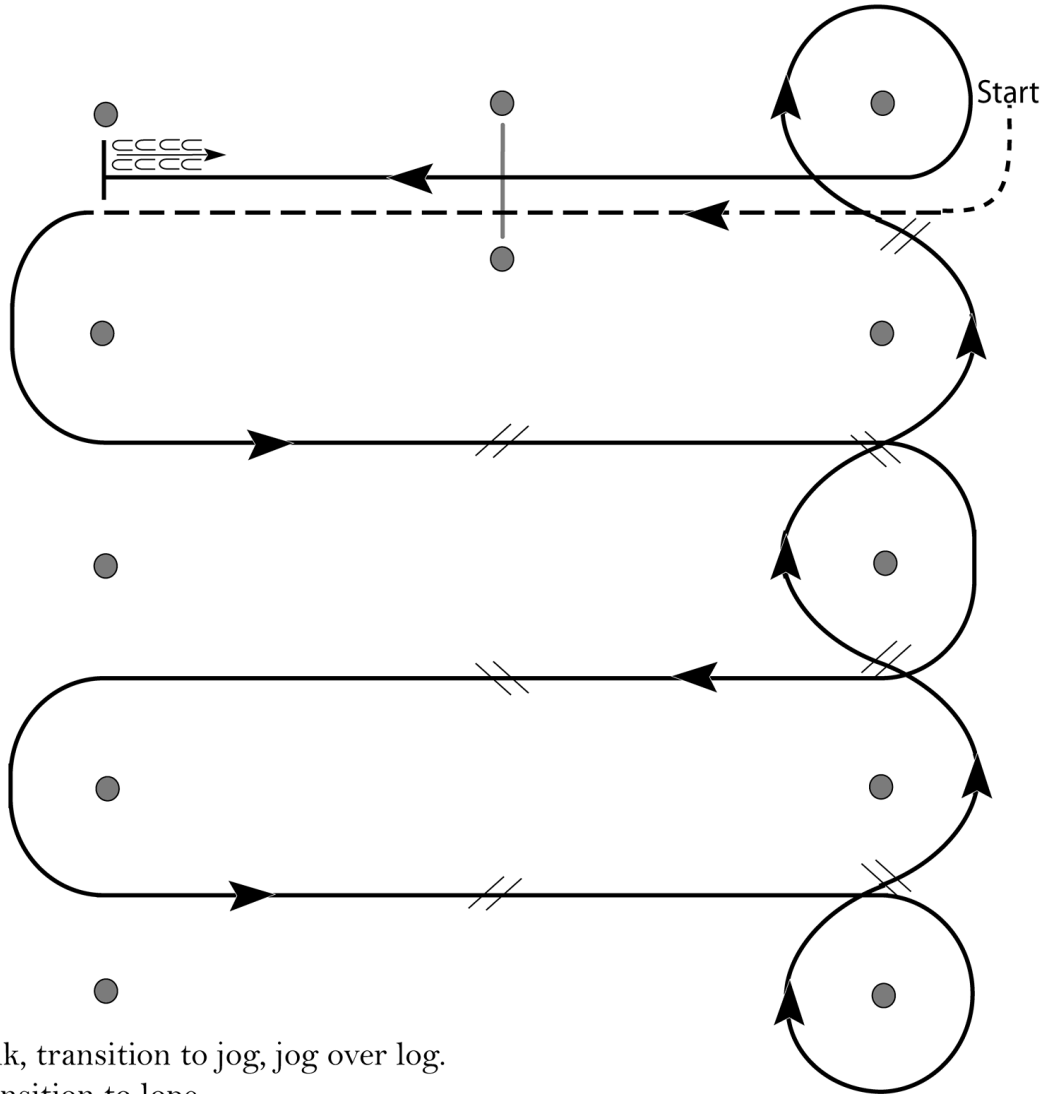
[WH/3-101]

**Pattern Provided by:**  
*Show management*

# WES National Show 2019

## Championship Western Riding

Show Date: 23rd - 25th August 2019

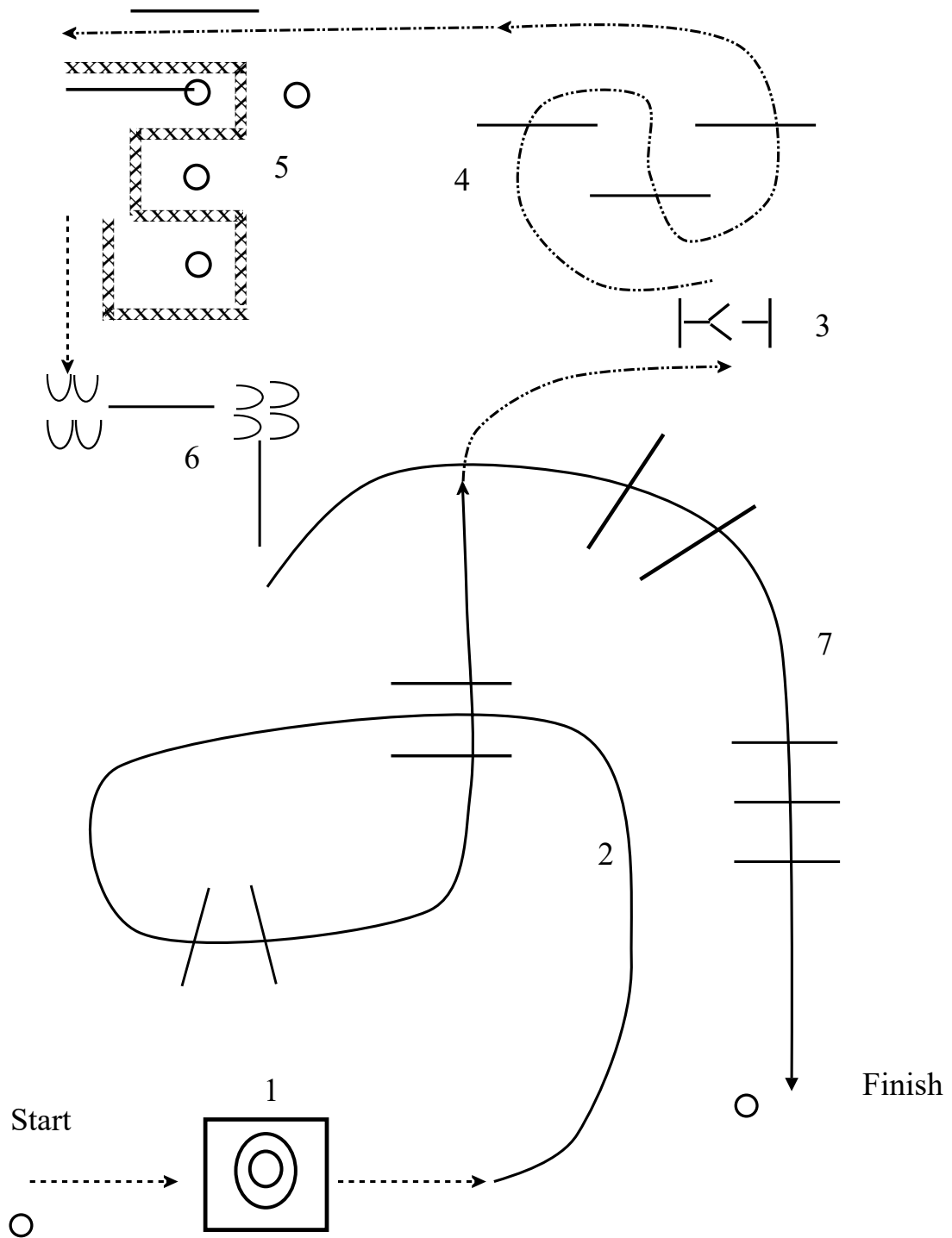


1. Walk, transition to jog, jog over log.
2. Transition to lope.
3. First crossing change.
4. Second crossing change.
5. Third crossing change.
6. Circle and first line change.
7. Second line change.
8. Third line change.
9. Fourth line change and circle.
10. Lope log.
11. Lope, stop and back.

[WR/OP-2]

**Pattern Provided by:**  
*Show management*

WESTERN EQUESTRIAN SOCIETY  
28 th National Show 2019  
Trail  
CHAMPIONSHIP



1. Walk into box and turn 360\* left then 360\* right, walk out
2. Lope left lead over poles then jog to gate
3. Work gate with left hand
4. Jog over poles into chute
5. Back out and around cones
6. Walk to pole and sidepass left and turn left and sidepass right straddling poles
7. Lope right lead over poles to finish

LOPE	—————
JOG	.....
WALK	-----
BACK UP	xxxxxxxxxx
SIDEPASS	↵↵→
RAISED POLE	⌋

Pattern by D Lloyd