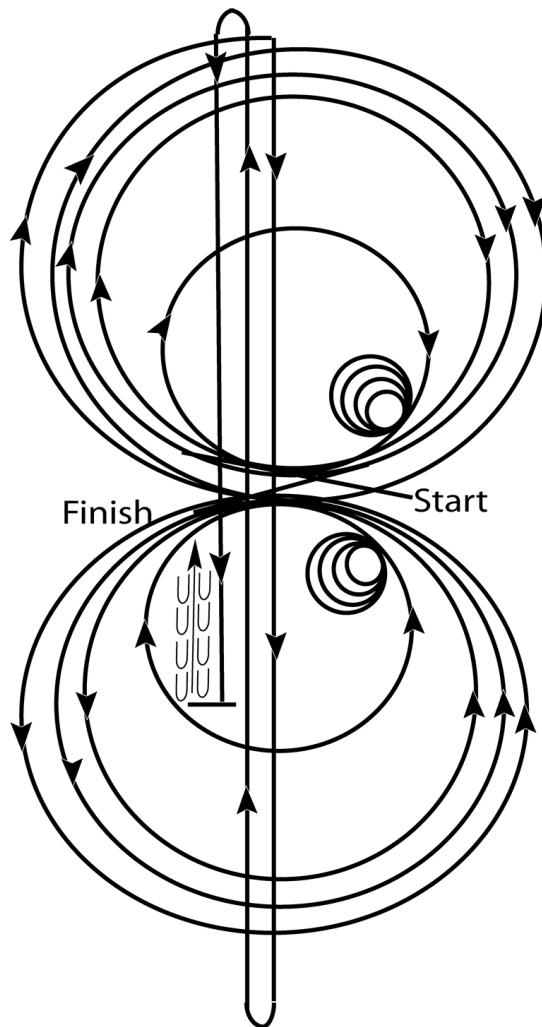


WES National Show 2019

Intermediate Horse Reining

Show Date: 23rd - 25th August 2019



Horses must walk or stop prior to starting pattern. Begin at the center of the arena facing the left wall or fence.

1. Beginning on the right lead, complete three circles to the right; the first two circles large and fast; the third circle small and slow. Stop at the center of the arena.
2. Complete four spins to the right. Hesitate.
3. Beginning on the left lead, complete three circles to the left; the first two circles large and fast; the third circle small and slow. Stop at the center of the arena.
4. Complete four spins to the left. Hesitate.
5. Beginning on the right lead, run a large first circle to the right, change leads at the center of the arena, run a large fast circle to the left, and change leads at the center of the arena.
6. Continue around previous circle to the right. At the top of the circle, run down the middle to the far end of the arena past the end marker and do a right rollback - no hesitation.
7. Run up the middle to the opposite end of the arena past the end marker and do a left rollback - no hesitation.
8. Run past the center marker and do a sliding stop. Back up to the center of the arena or at least 10 feet (3m). Hesitate to demonstrate completion of the pattern.

Rider may drop bridle to the designated judge.

[R/AQHAP-4]

Pattern Provided by:

Show management

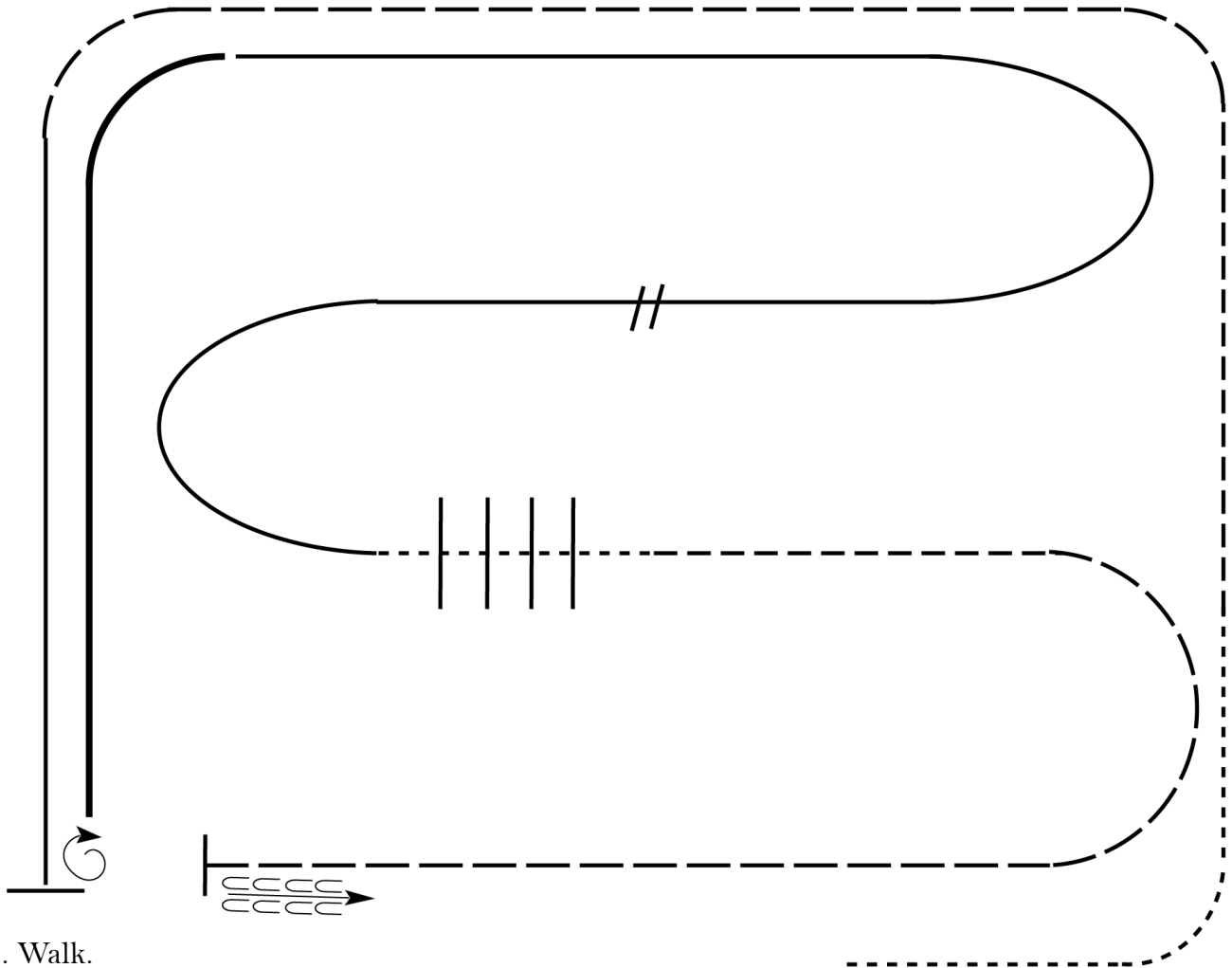
WES National Show 2019

Intermediate Horse Ranch Riding

Show Date: 23rd - 25th August 2019

www.HorseShowPatterns.com

www.HorseShowPatterns.com



1. Walk.
2. Trot
3. Extended trot.
4. Left lead lope
5. Stop, 1 1/2 turn right
6. Extended lope
7. Collect to working lope-right lead
8. Change leads (simple or flying)
9. Walk
10. Walk over logs
11. Trot
12. Extended trot
13. Stop and back

Walk	-----
Jog	-----
Extended Jog	-----
Lope	-----
Lead Change	///
Back	← ~~~~~ ~~~~~ ~~~~~
Marker	(B)

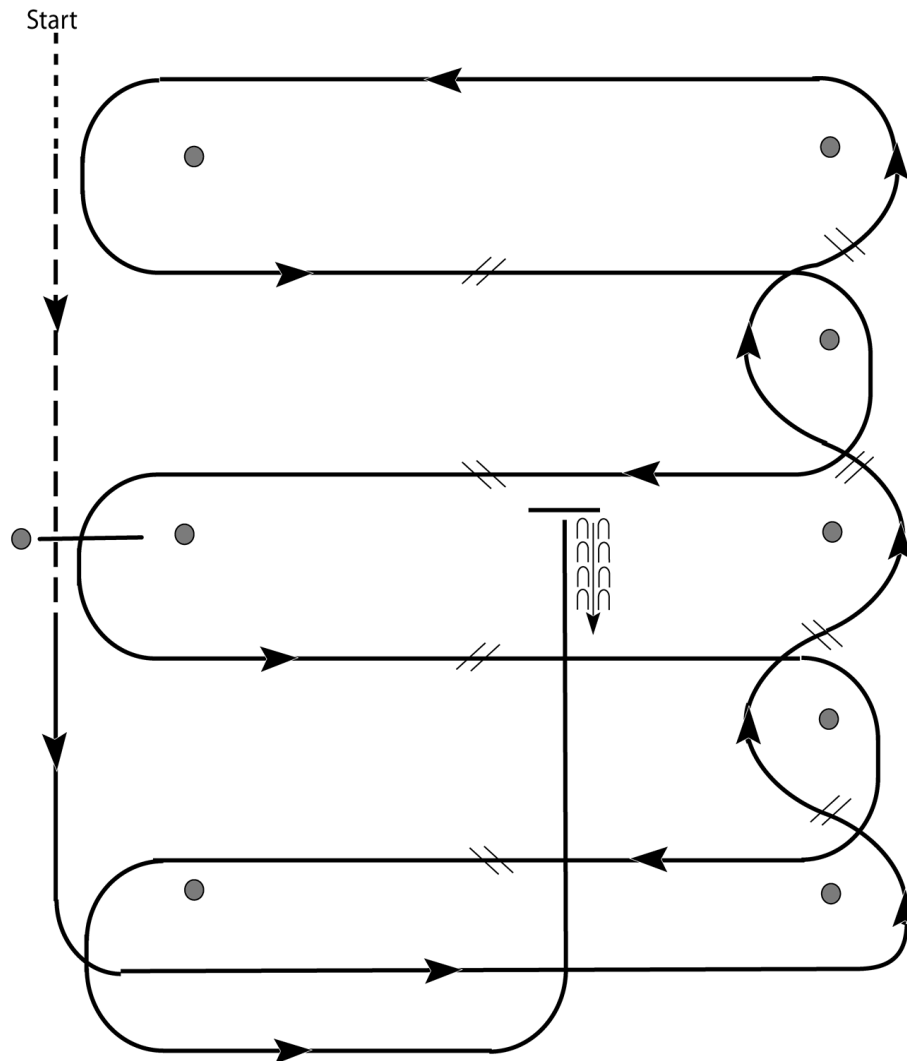
[RR/2]

Pattern Provided by:
Show management

WES National Show 2019

Intermediate Horse Western Riding

Show Date: 23rd - 25th August 2019

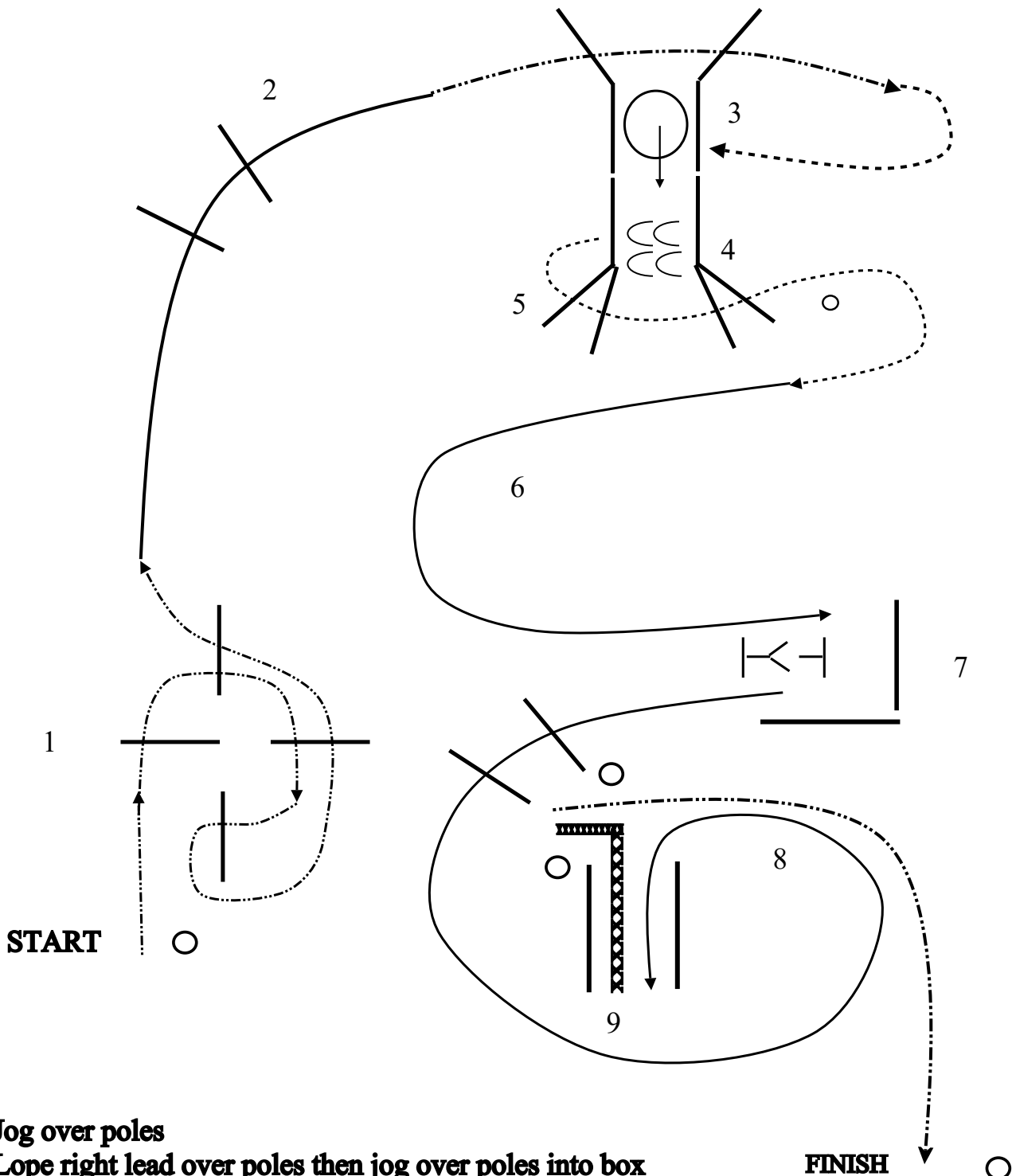


1. Walk and jog over log.
2. Transition to lope and lope around end.
3. First line change.
4. Second line change.
5. Third line change.
6. Fourth line change and lope around the end of the arena.
7. First crossing change.
8. Second crossing change.
9. Lope over log.
10. Third crossing change.
11. Fourth crossing change.
12. Lope up the center, stop and back.

[WR/OP-1]

Pattern Provided by:
Show management

WESTERN EQUESTRIAN SOCIETY
28th National Show 2019
TRAIL
Intermediate Horse



1. Jog over poles
2. Lope right lead over poles then jog over poles into box
3. Turn either way 360*
4. Sidepass left
5. Walk out and over poles
6. Lope left lead to gate
7. Work gate with right hand
8. Lope left lead over poles and into chute
9. Back up the "L" and jog to finish.

LOPE	—————
JOG	-----
WALK
BACK UP	xxxxxxxxxxx
SIDEPASS	↔
RAISED POLE	⌒

Pattern by D Lloyd