

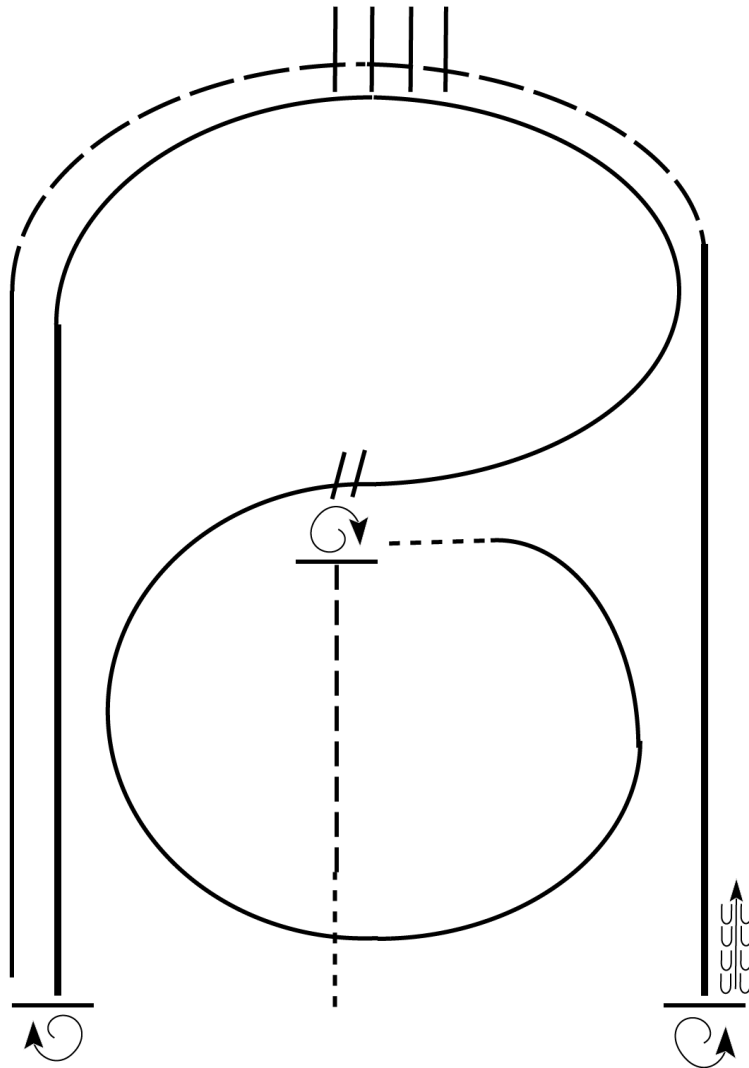
WES National Show 2019

Novice Horse Ranch Riding

Show Date: 23rd - 25th August 2019

www.HorseShowPatterns.com

www.HorseShowPatterns.com



1. Walk
2. Jog
3. Stop, do a 1 1/4 turn to the right
4. Walk. Then, lope small circle on the right lead
5. Change leads, (simple or flying) lope left lead around end of the arena
6. Extend the lope on the left lead
7. Stop, do a 2 1/2 turns right
8. Lope straight on the right lead
9. Extend the jog around end of the arena across poles/logs
10. Extend the lope on right lead
11. Stop, do 2 turns left
12. Back

Walk	-----
Jog	- - - - -
Extended Jog	— — — —
Lope	—————
Lead Change	⧘
Back	←←←←←
Marker	(B)

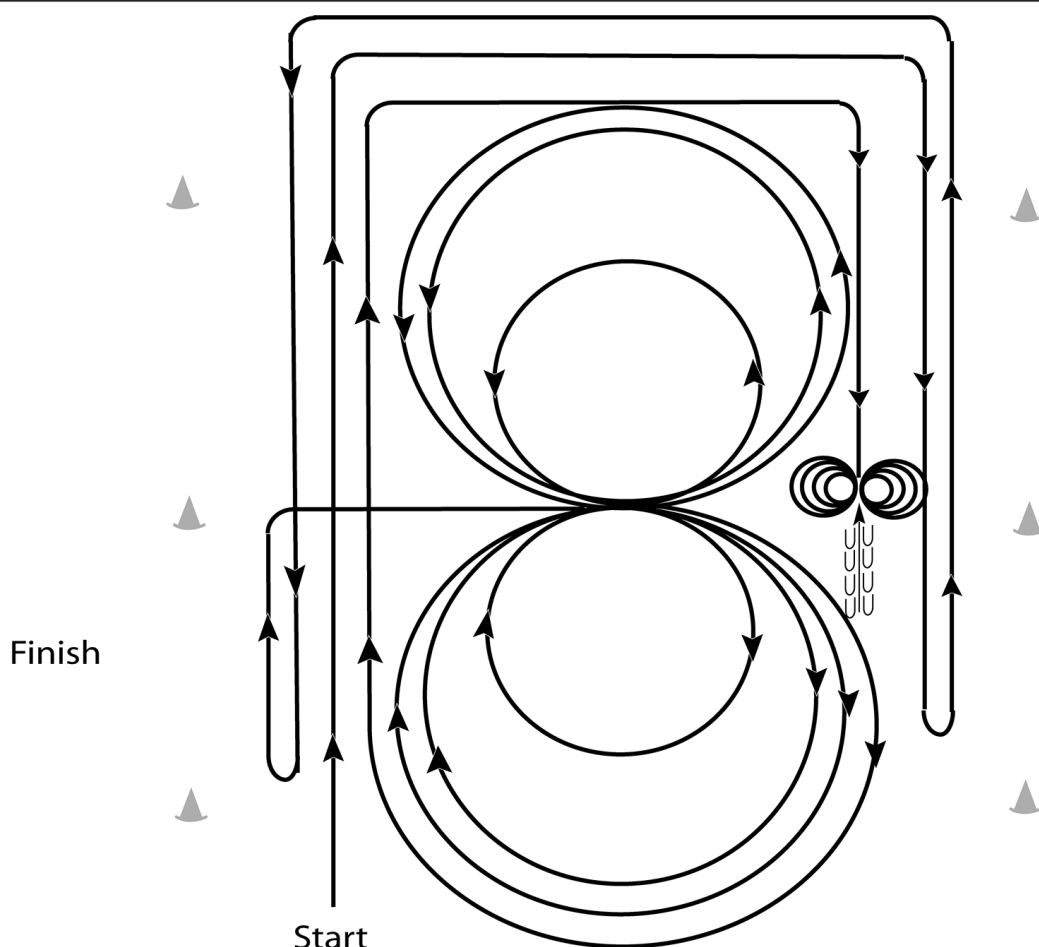
[RR/6]

Pattern Provided by:
Show management

WES National Show 2019

Novice Horse Reining

Show Date: 23rd - 25th August 2019



1. Beginning and staying at least twenty feet (6 meters) from the walls or fence, lope straight up the left side of the arena, circle the top end of the arena, run straight down the opposite or right side of the arena past the center marker and do a left rollback - no hesitation.
 2. Continue straight up the right side of the arena, circle back around the top of the arena, run straight down the left side, past the center marker and do a right rollback.- no hesitation.
 3. Continue up the left side of the arena to the center marker. At the center marker, the horse should be on the right lead. Guide the horse to the center of the arena on the right lead and complete three circles to the right; the first two circles large and fast; the third circle small and slow. Change leads at the center.
 4. Complete three circles to the left; the first two circles large and fast; the third circle small and slow. Change leads at the center of the arena.
 5. Begin a large fast circle to the right but do not close this circle. Continue up the left side of the arena, circle the top of the arena, run straight down the opposite side of the arena past the center marker and do a sliding stop. Back up at least ten feet (3m). Hesitate.
 6. Complete four spins to the right.
 7. Complete four spins to the left. Hesitate to demonstrate completion of the pattern.
- Rider may drop bridle to the designated judge.

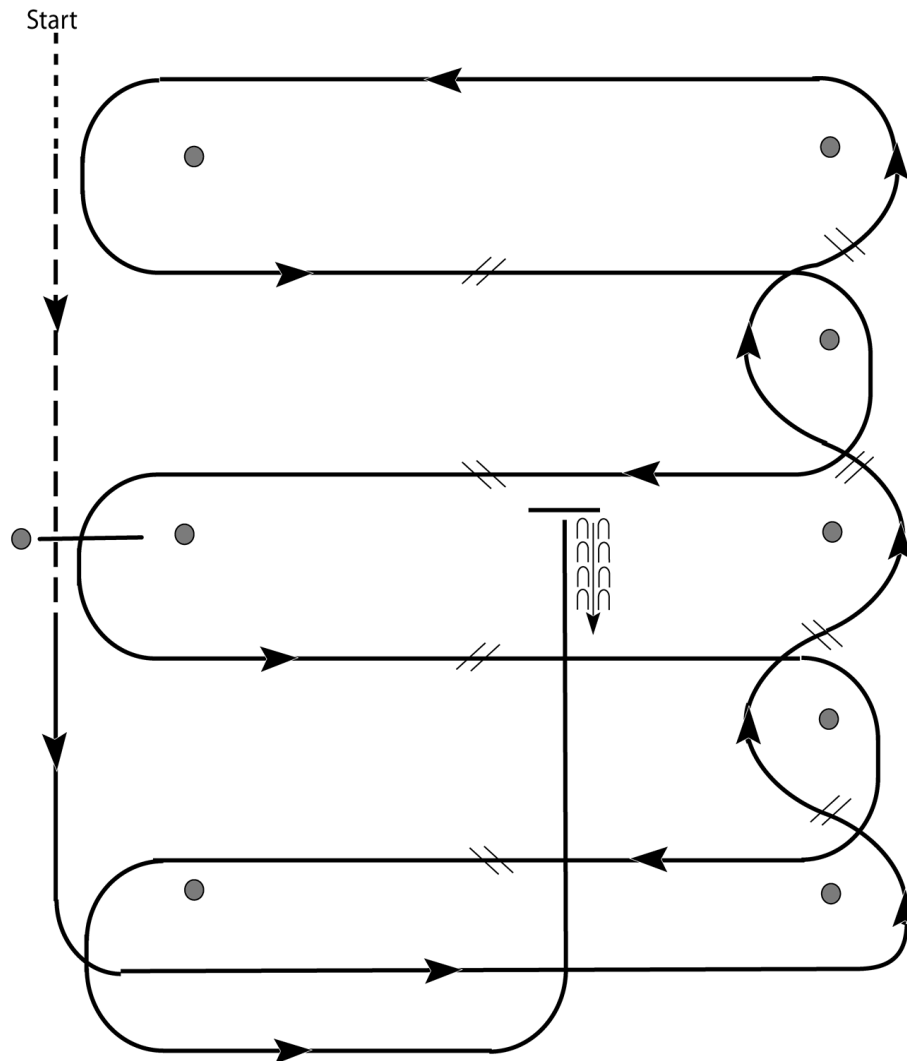
[R/AQHAP-3]

Pattern Provided by:
Show management

WES National Show 2019

Novice Horse Western Riding

Show Date: 23rd - 25th August 2019

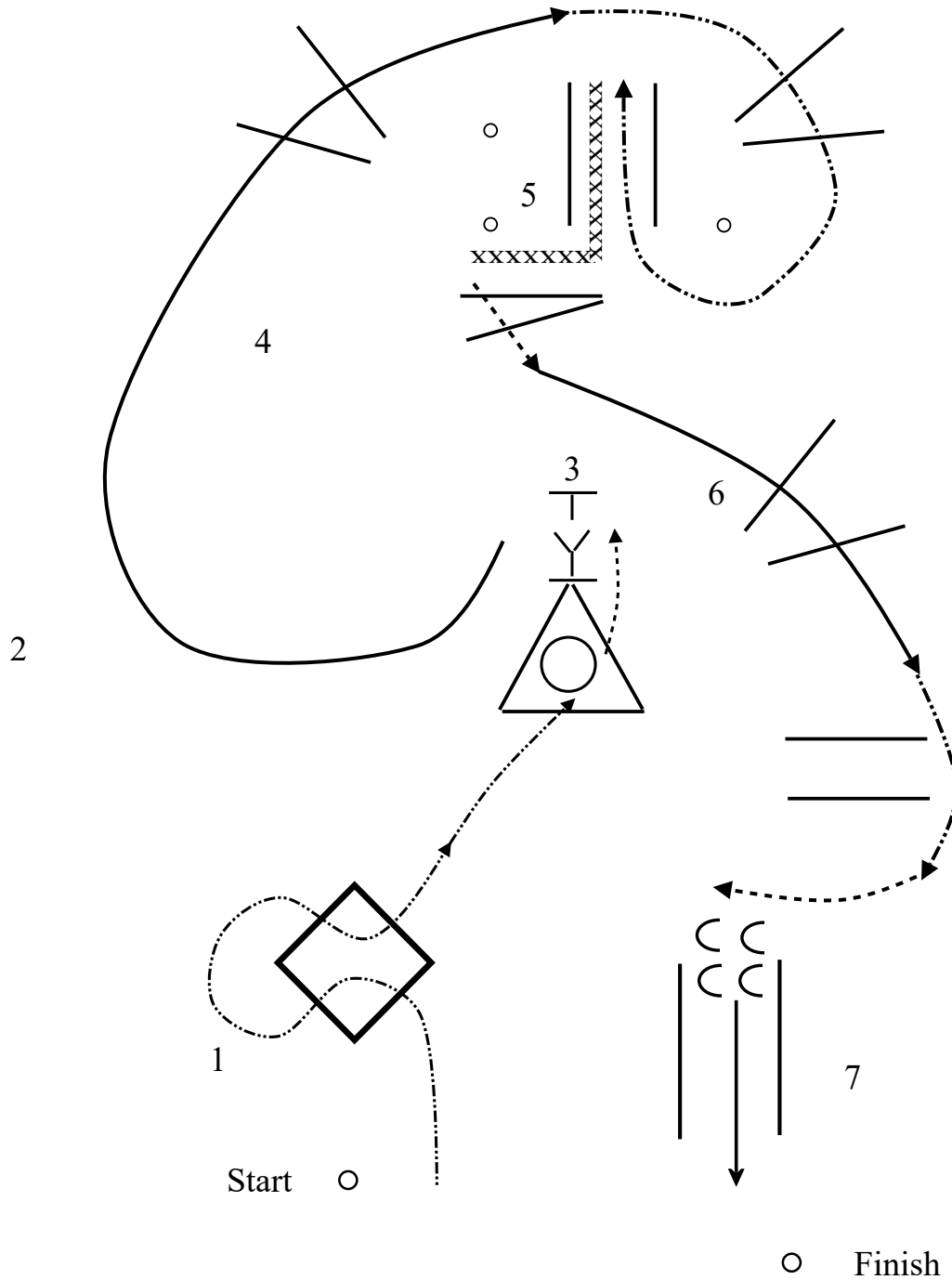


1. Walk and jog over log.
2. Transition to lope and lope around end.
3. First line change.
4. Second line change.
5. Third line change.
6. Fourth line change and lope around the end of the arena.
7. First crossing change.
8. Second crossing change.
9. Lope over log.
10. Third crossing change.
11. Fourth crossing change.
12. Lope up the center, stop and back.

[WR/OP-1]

Pattern Provided by:
Show management

WESTERN EQUESTRIAN SOCIETY
28 th National Show 2019
TRAIL
NOVICE HORSE



1. Jog over poles and into box
2. Turn 360* either way and walk out
3. Work gate with left hand
4. Lope right lead over poles then jog over poles and into chute
5. Back up as shown and walk out over poles
6. Lope right lead over poles then jog and walk
7. Sidepass right to finish

LOPE	—————
JOG
WALK	-----
BACK UP	XXXXXXXXXX
SIDEPASS	↪
RAISED POLE	↵

Pattern by D Lloyd