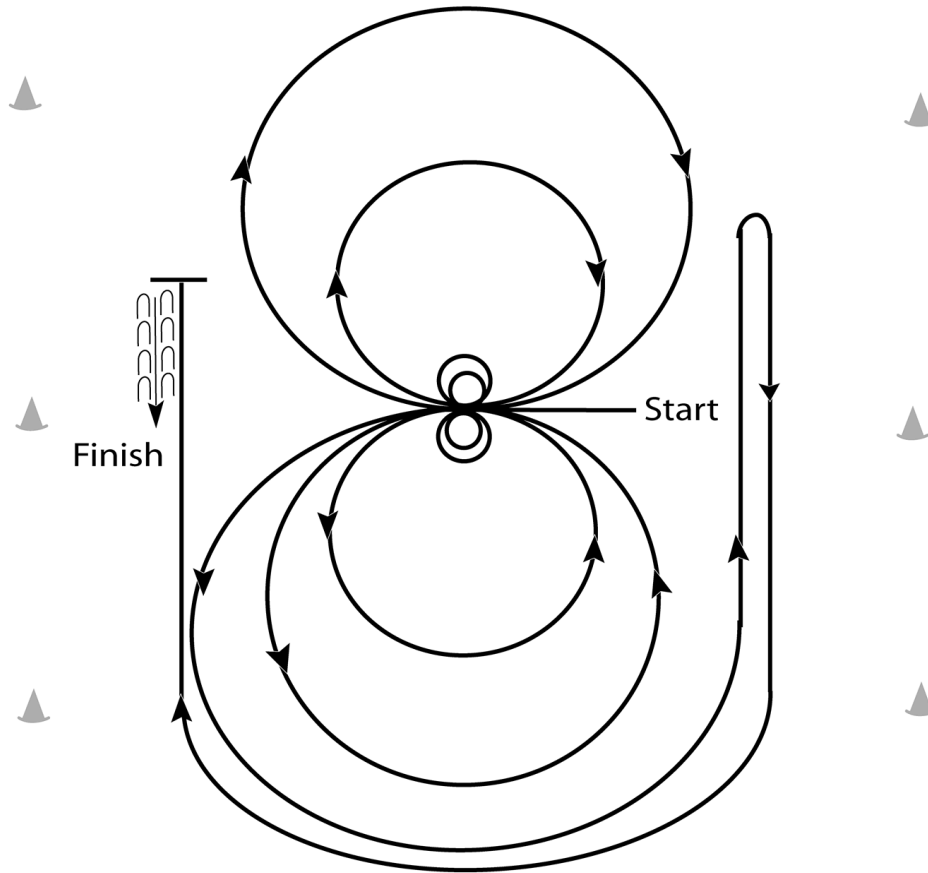


WES National Show 2019

Novice Youth Reining

Show Date: 23rd - 25th August 2019



Horses may walk or trot to the center of the arena. Horses must walk or stop prior to starting the pattern. Begin at the center of the arena facing the left wall or fence.

1. Beginning on the left lead, complete two circles to the left. Stop at the center of the arena. Hesitate.
2. Complete two spins to the left. Hesitate.
3. Beginning on the right lead complete two circles to the right. Stop at the center of the arena. Hesitate.
4. Complete two spins to the right. Hesitate.
5. Beginning on the left lead, go around the end of the arena, run down the right side of the arena past center marker, stop and roll back right.
6. Continue around the end of the arena and run down the left side of the arena past the center marker. Stop. Back up.

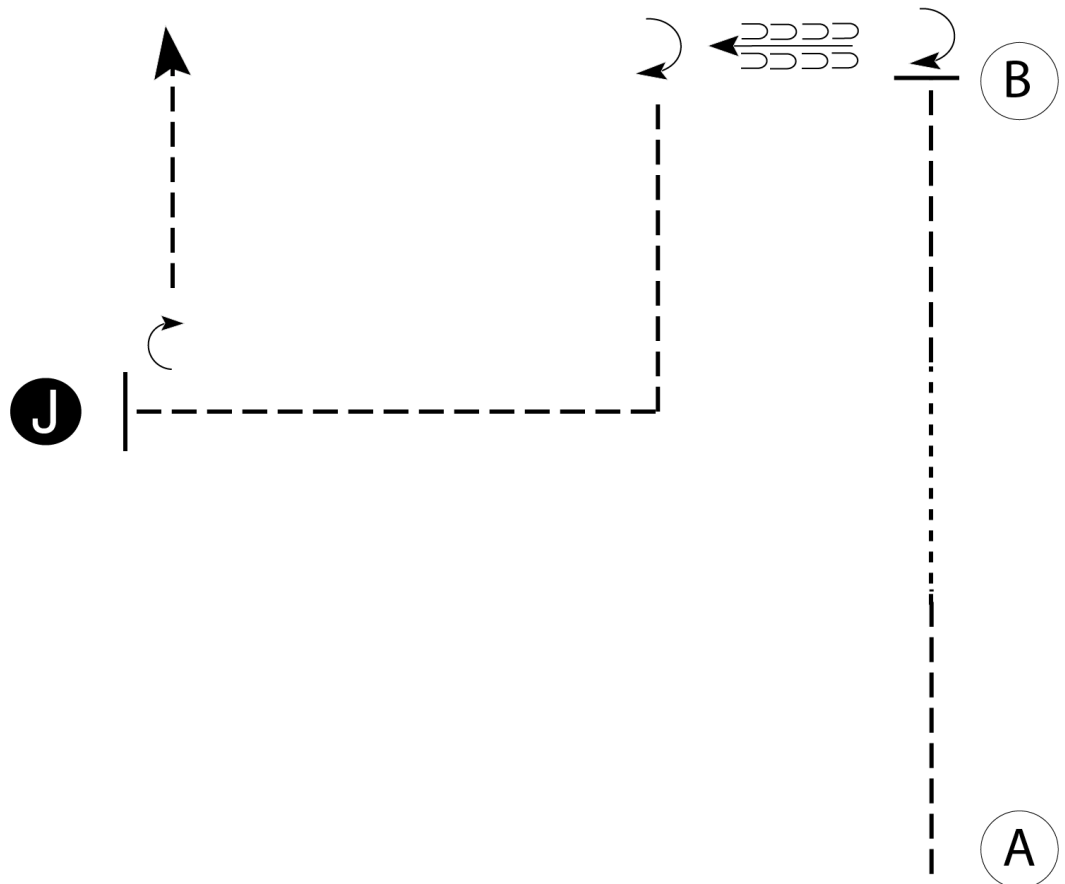
[R/NRHAP-12]

Pattern Provided by:
Show management

WES National Show 2019

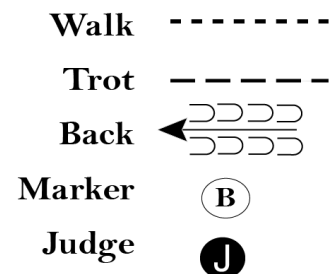
Novice Youth Showmanship

Show Date: 23rd - 25th August 2019



Be ready at A.

1. Trot 1/3 of the line, then walk 1/3 of the line then trot the final 1/3 of the line.
2. Stop with horse's hip even with B then perform a 1/4 turn.
3. Back 2 horse lengths then perform a 1/4 turn.
4. Trot to judge as shown.
5. Stop and set up at Judge.
6. Inspection.
7. When dismissed, perform a 1/4 turn and trot to exit.



[S/1-119]

Pattern Provided by:
Show management

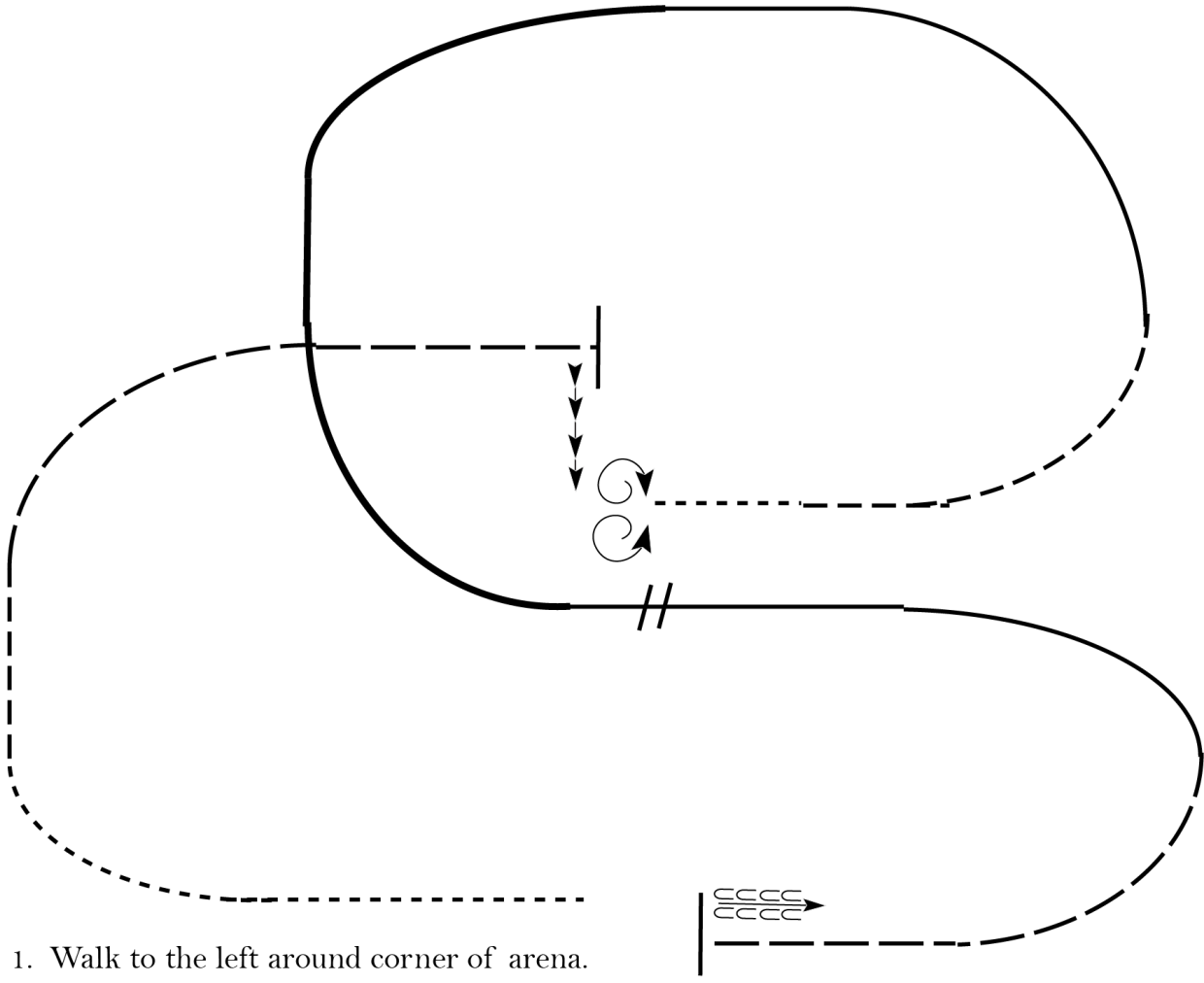
WES National Show 2019

Novice Youth Ranch Riding

Show Date: 23rd - 25th August 2019

www.HorseShowPatterns.com

www.HorseShowPatterns.com



1. Walk to the left around corner of arena.
2. Trot
3. Extend alongside of the arena and around the corner to center.
4. Stop, side pass right
5. 360 degree turn each direction (either way 1st)
6. Walk.
7. Trot.
8. Lope left lead
9. Extend the lope
10. Change leads (simple or flying)
11. Collect to the lope
12. Extend trot
13. Stop and back

Walk	-----
Jog	- - - - -
Extended Jog	— — — — —
Lope	
Lead Change	— / —
Back	← — — — —
Marker	(B)

[RR/3]

Pattern Provided by:
Show management

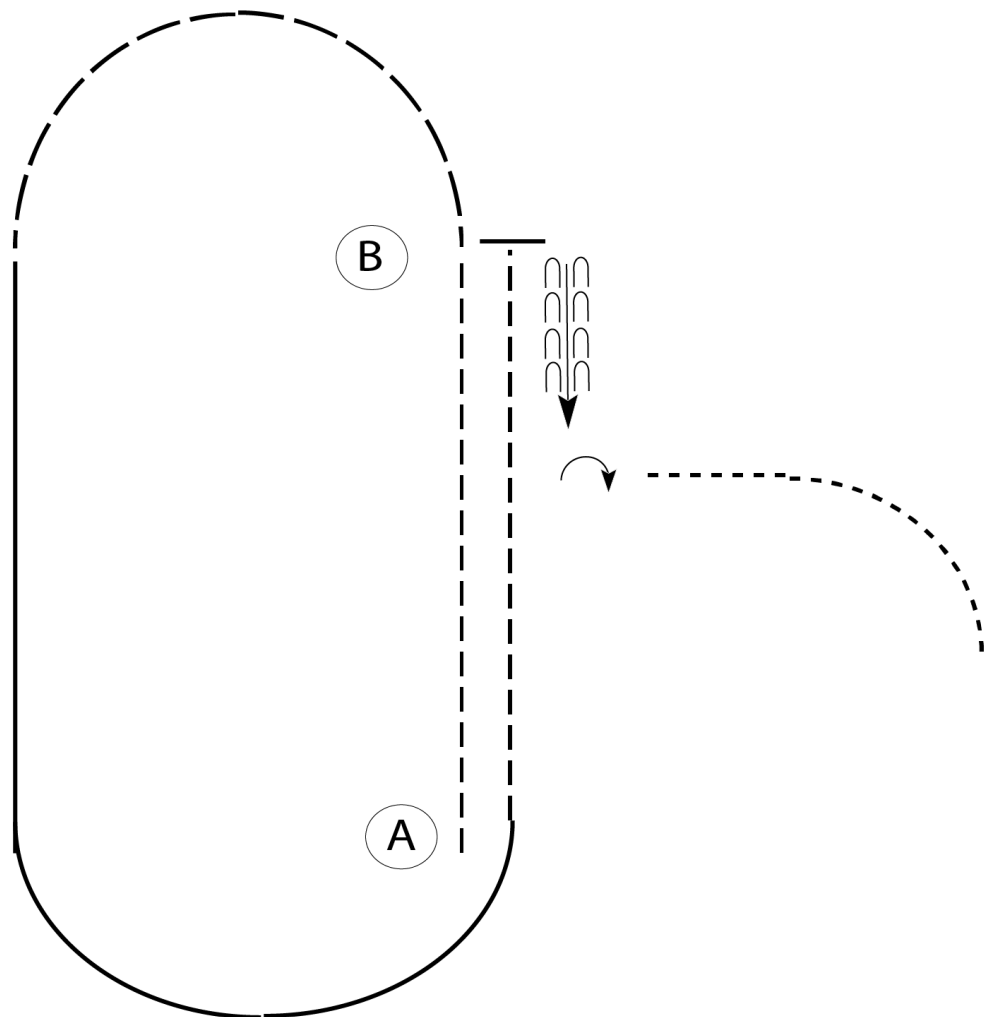
WES National Show 2019

Novice Youth Horsemanship

Show Date: 23rd - 25th August 2019

www.HorseShowPatterns.com

www.HorseShowPatterns.com



Be ready at A.

1. Jog from A to B.
2. Extend the jog in a half circle.
3. Lope on the left lead until even with A.
4. Jog to B.
5. Stop, back one horse length and perform a 90 degree turn to the right.
6. Pattern is complete. Exit at the walk.

Walk	-----
Jog	- - - - -
Extended Jog	— — — —
Lope	
Lead Change	— / —
Back	← u u u u u
Marker	Ⓚ

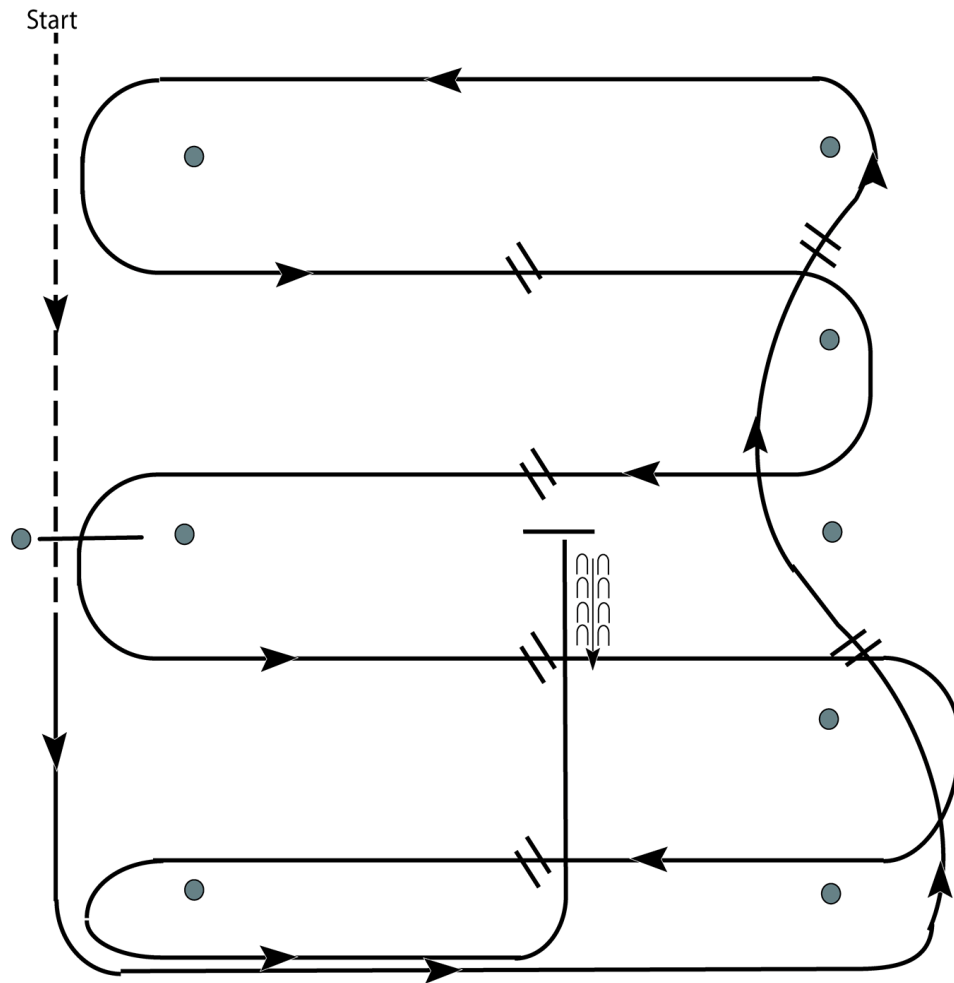
[WH/1-109]

Pattern Provided by:
Show management

WES National Show 2019

Novice Youth Western Riding

Show Date: 23rd - 25th August 2019

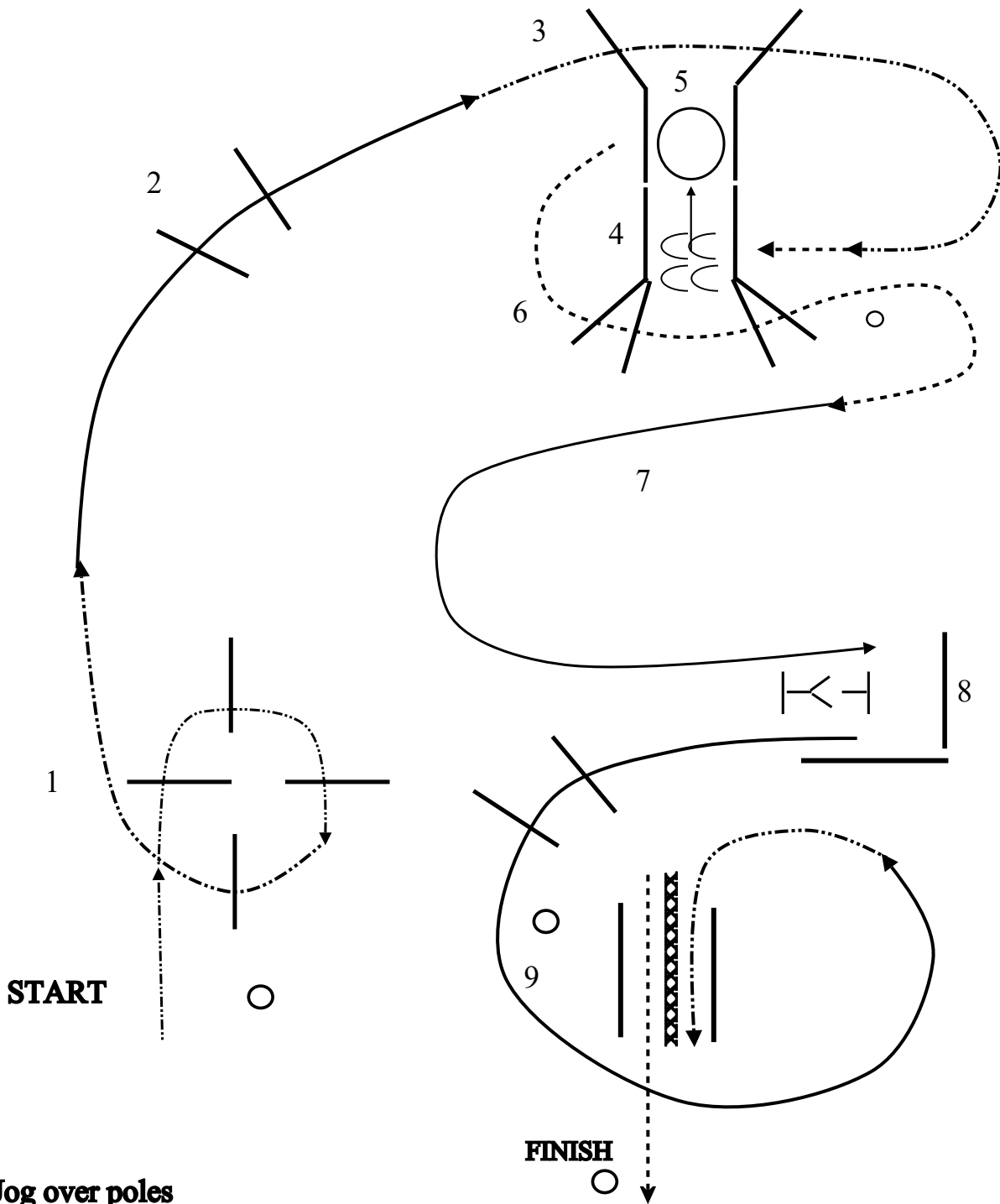


1. Walk at least 15' & jog over log.
2. Transition to left lead and lope around end.
3. First line change.
4. Second line change. Lope around end of arena
5. First crossing change.
6. Second crossing change.
7. Lope over log.
8. Third crossing change.
9. Fourth crossing change.
10. Lope up the center, stop and back.

[WR/GP-1]

Pattern Provided by:
Show management

WESTERN EQUESTRIAN SOCIETY
28th National Show 2019
TRAIL
NOVICE YOUTH



1. Jog over poles
2. Lope right lead over poles then jog over poles and walk into box
3. Sidepass to the right
4. Turn either way 360*
5. Walk out and over poles
6. Lope left lead to gate
7. Work gate with right hand
8. Lope left lead over poles then jog into chute
9. Back up then walk out to finish

LOPE	—————
JOG	-----
WALK	-----
BACK UP	xxxxxxxxxxx
SIDEPASS	↔
RAISED POLE	⌒

Pattern by D Lloyd