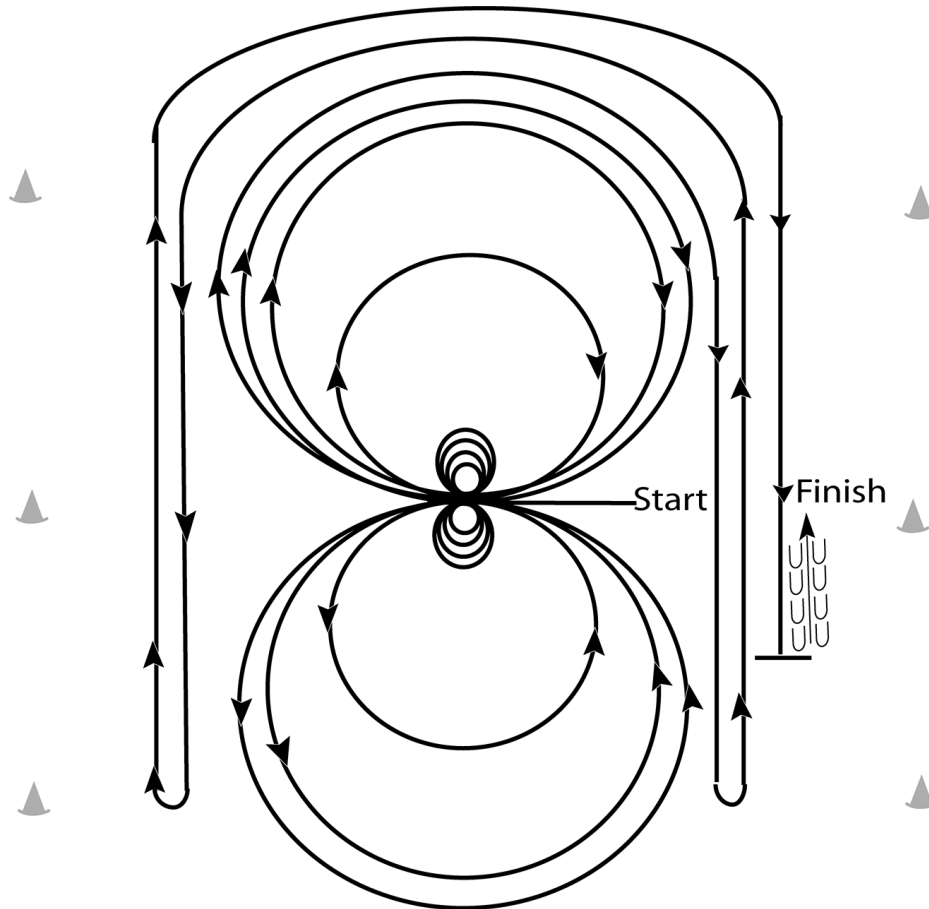


WES National Show 2019

Open Reining

Show Date: 23rd - 25th August 2019



Horses may walk or trot to the center of the arena. Beginning at the center of the arena facing the left wall or fence.

1. Complete four spins to the left.
 2. Complete four spins to the right. Hesitate.
 3. Beginning on the right lead, complete three circles to the right: the first circle large and fast; the second circle small and slow; the third circle large and fast. Change leads at the center of the arena.
 4. Complete three circles to the left: the first circle large and fast; the second circle small and slow; the third circle large and fast. Change leads at the center of the arena.
 5. Begin a large fast circle to the right but do not close this circle. Run straight down the right side of the arena past the center marker and do a left rollback at least twenty feet (6.09m) from the wall or fence – no hesitation.
 6. Continue back around the previous circle but do not close this circle. Run down the left side of the arena past the center marker and do a right rollback at least twenty feet (6.09m) from the wall or fence – no hesitation.
 7. Continue back around the previous circle but do not close this circle. Run down the right side of the arena past the center marker and do a sliding stop at least twenty feet (6.09m) from the wall or fence. Back up at least ten feet (3m). Hesitate to demonstrate completion of the pattern.
- Rider may dismount and drop bridle to the designated judge.

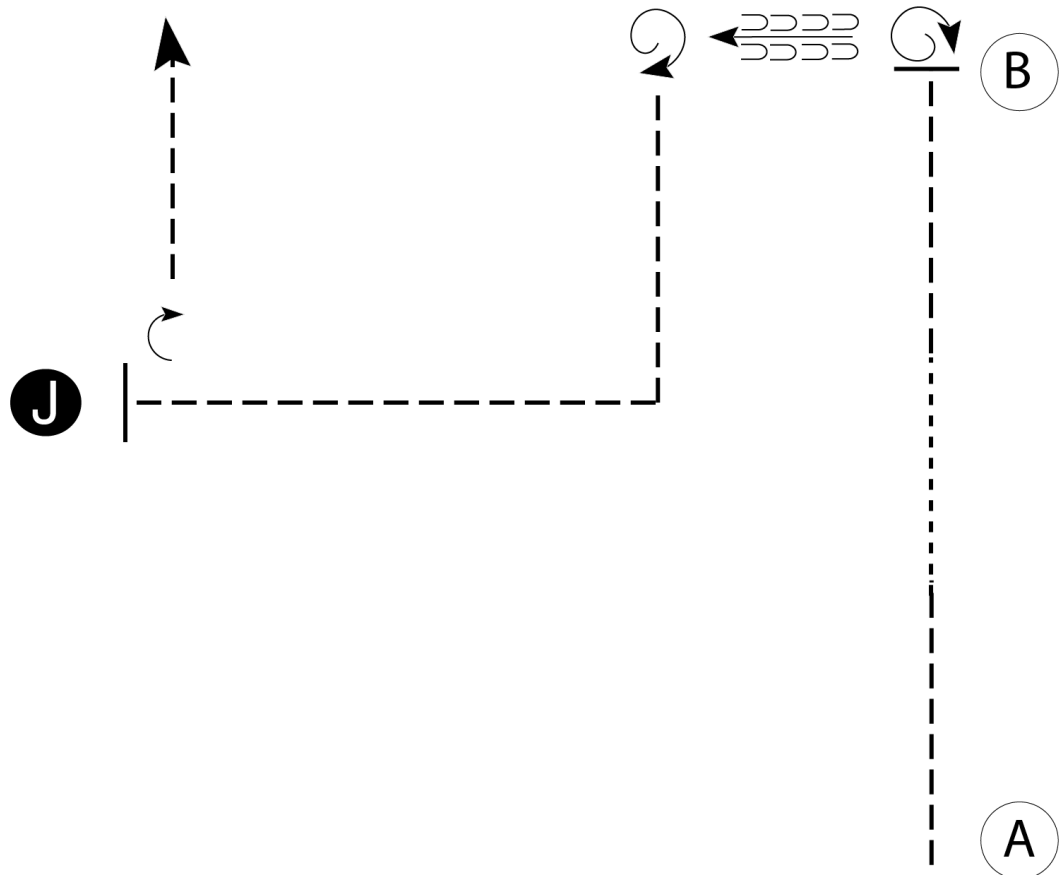
[R/NRHAP-8]

Pattern Provided by:
Show management

WES National Show 2019

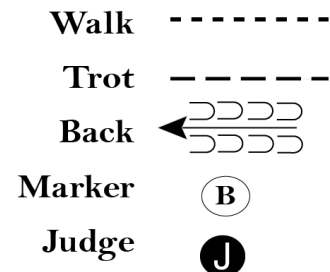
Open Showmanship

Show Date: 23rd - 25th August 2019



Be ready at A.

1. Trot 1/3 of the line, then walk 1/3 of the line then trot the final 1/3 of the line.
2. Stop with horse's hip even with B then perform a 1 1/4 turn.
3. Back 2 horse lengths then perform a 1 1/4 turn.
4. Trot to judge as shown.
5. Stop and set up at Judge.
6. Inspection.
7. When dismissed, perform a 1/4 turn and trot to exit.



[S/3-119]

Pattern Provided by:
Show management

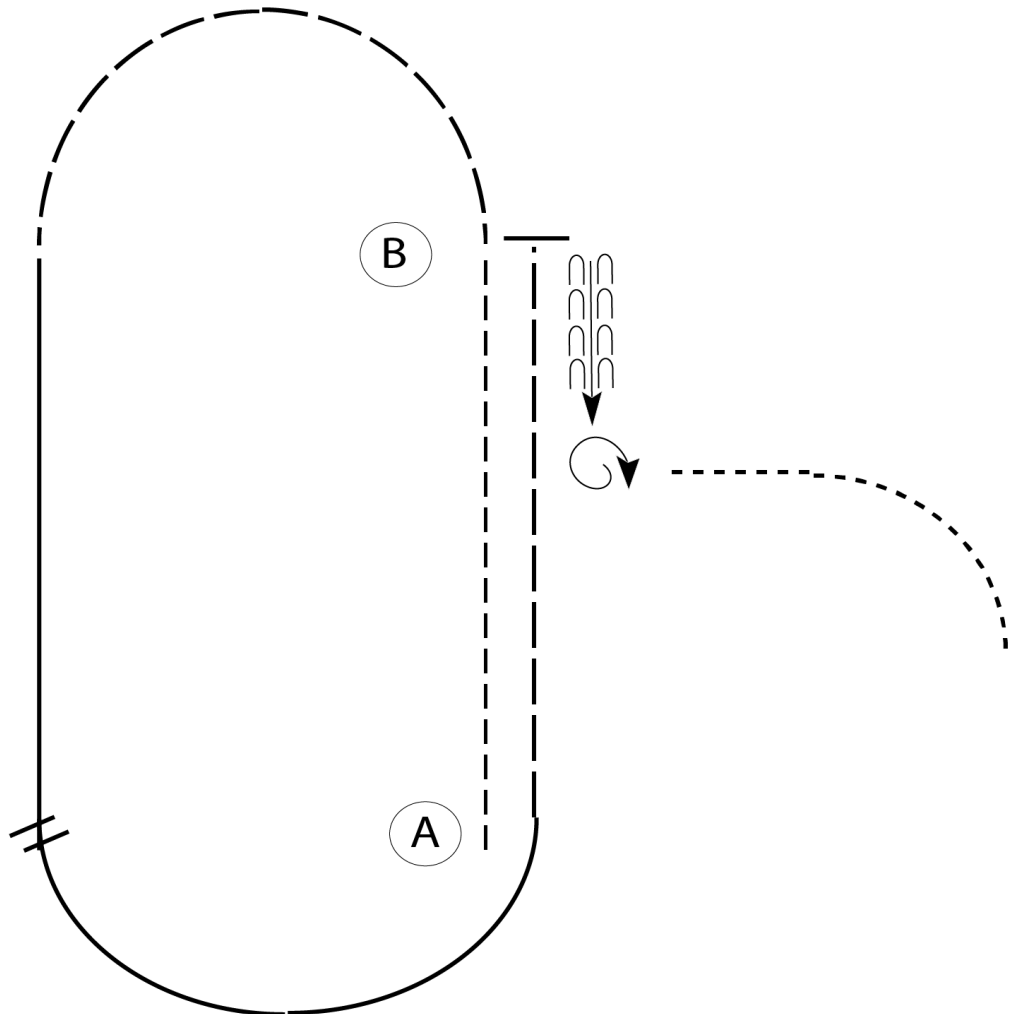
WES National Show 2019

Open Horsemanship

Show Date: 23rd - 25th August 2019

w w w . H o r s e S h o w P a t t e r n s . c o m

w w w . H o r s e S h o w P a t t e r n s . c o m



Be ready at A.

1. Jog from A to B.
2. Extend the jog in a half circle.
3. Lope on the right lead until even with A.
4. Perform a simple lead change.
5. Lope on the left lead until even with A.
6. Extend the jog to B.
7. Stop, back one horse length and perform a 450 degree turn to the right.
8. Pattern is complete. Exit at the walk.

Walk	-----
Jog	- - - - -
Extended Jog	— — — —
Lope	
Lead Change	⌘
Back	← C C C C C
Marker	Ⓚ

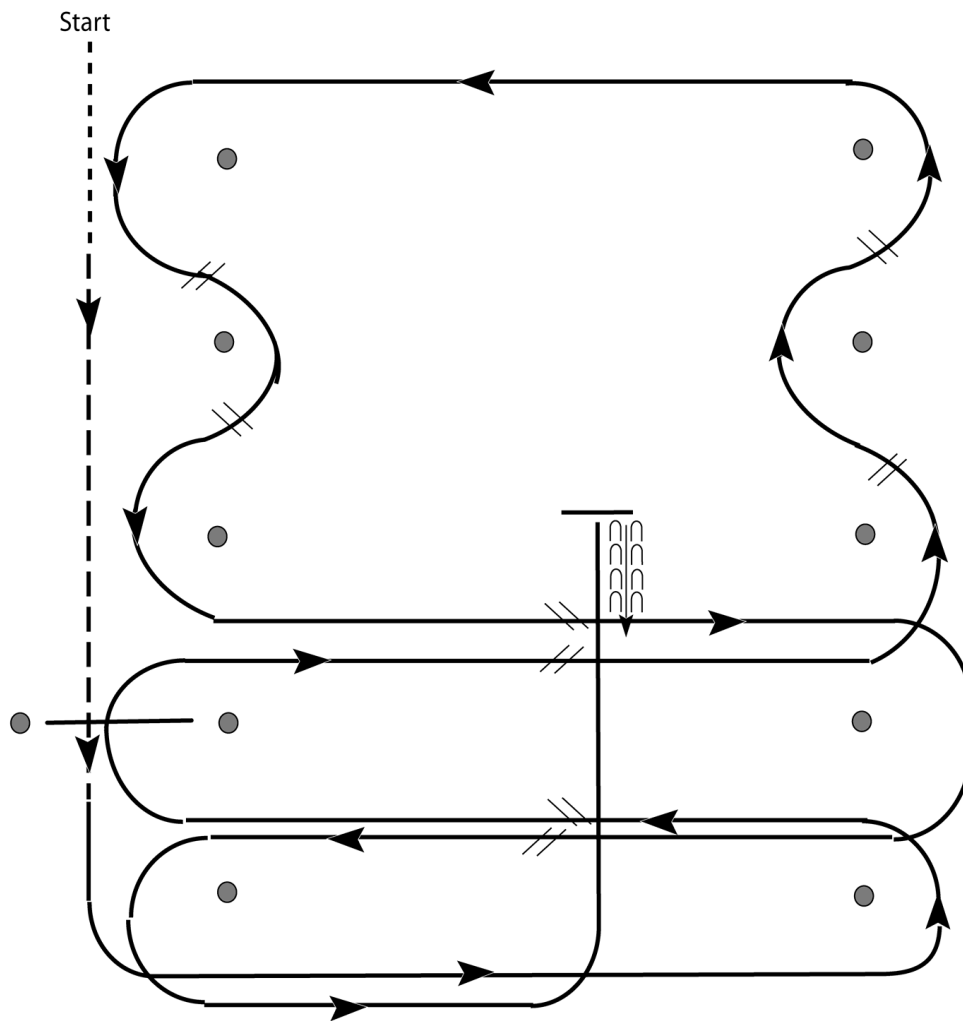
[WH/3-109]

Pattern Provided by:
Show management

WES National Show 2019

Open Western Riding

Show Date: 23rd - 25th August 2019



1. Walk, transition to jog, jog over log.
2. Transition to left.
3. First crossing change.
4. Lope over log.
5. Second crossing change.
6. First line change.
7. Second line change.
8. Third line change.
9. Fourth line change.
10. Third crossing change.
11. Fourth crossing change.
12. Lope up the center, stop and back.

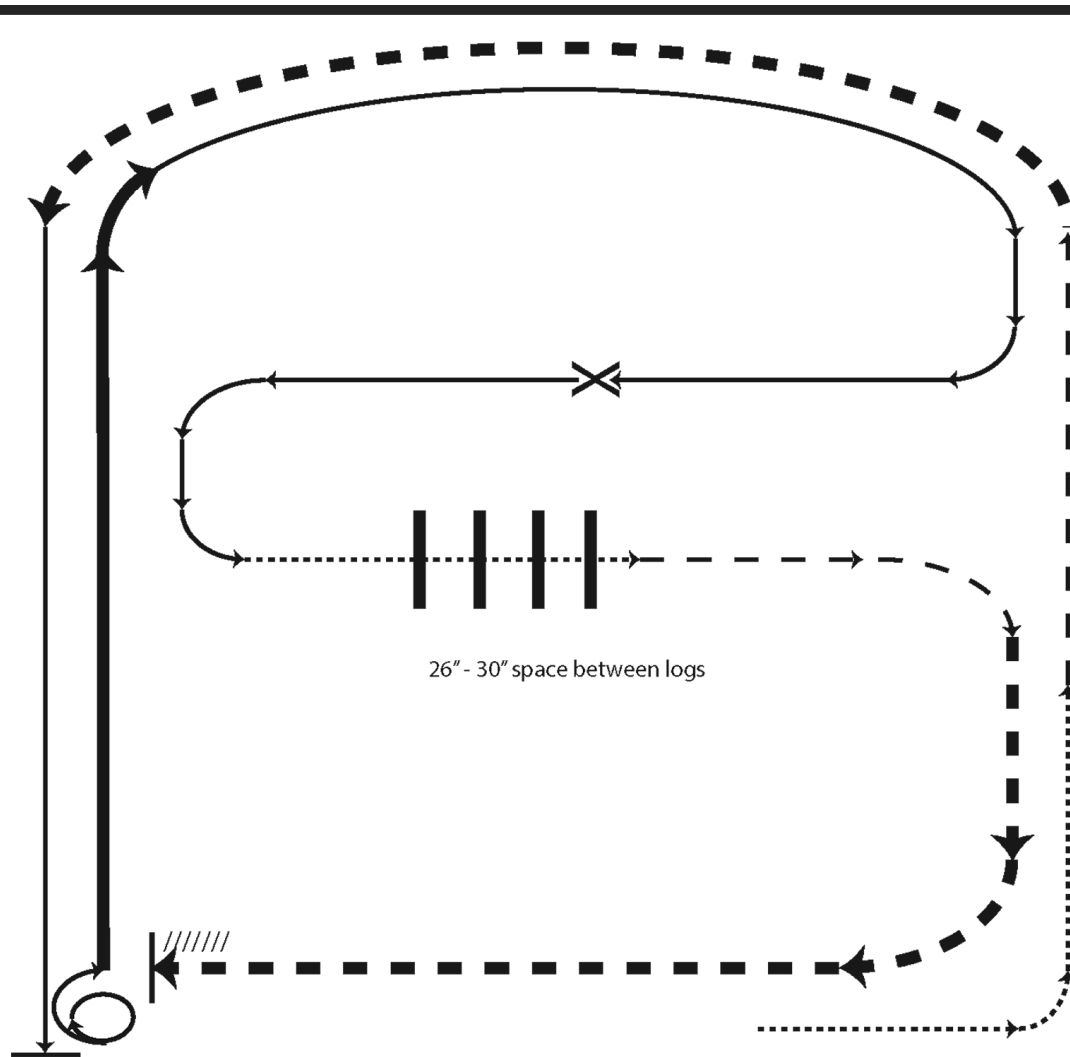
[WR/OP-3]

Pattern Provided by:
Show management

WES National Show 2019

Open Ranch Riding

Show Date: 23rd - 25th August 2019



26" - 30" space between logs

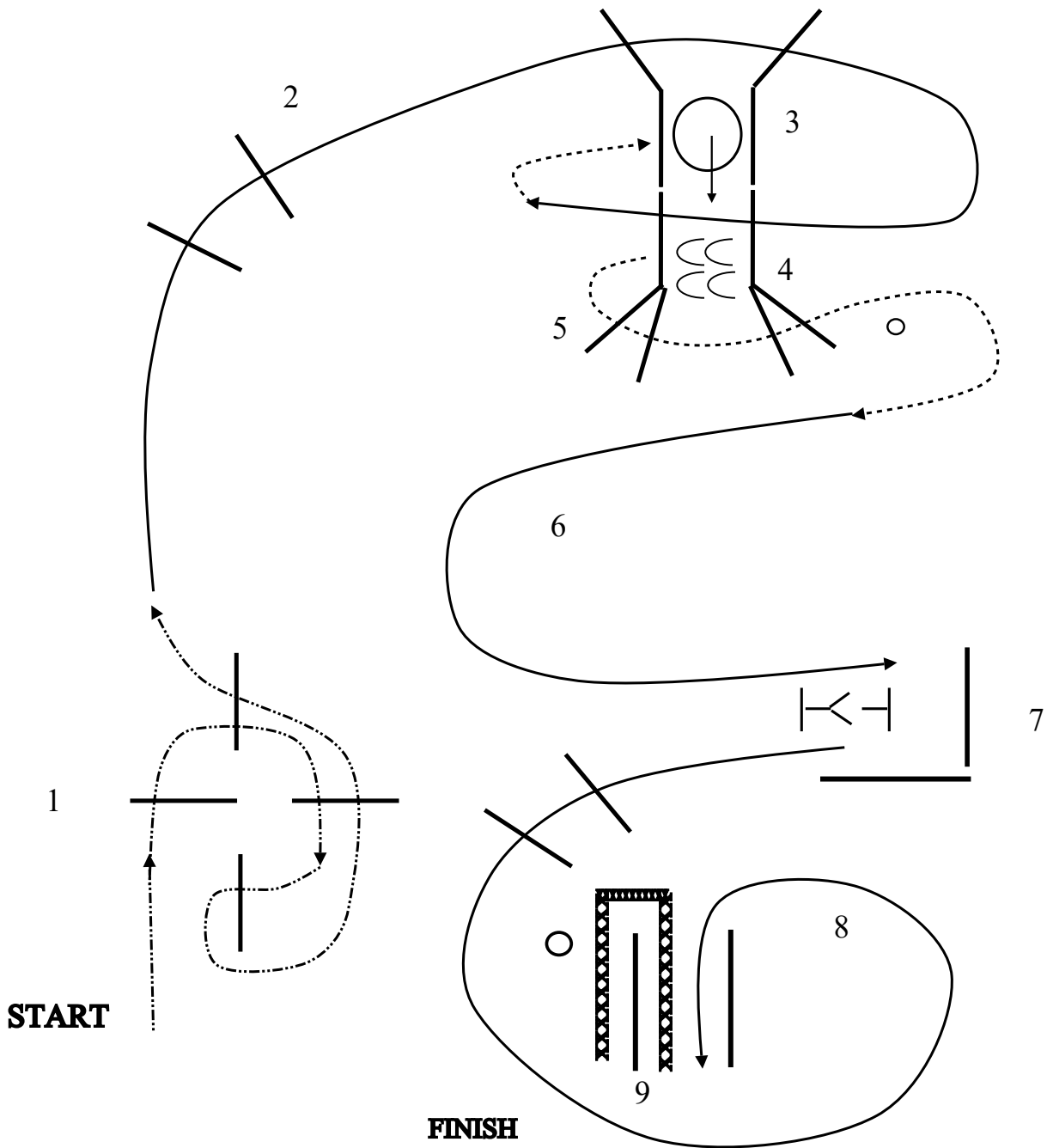
- X Lead Change
- Walk
- - Trot
- - - Ext Trot
- — — Lope
- — — — Ext Lope
- /////// Back

1. Walk
2. Trot
3. Extended trot
4. Left lead lope
5. Stop, 1 1/2 turn right
6. Extended lope
7. Collect to working lope-right lead
8. Change leads (simple or flying)
9. Walk
10. Walk over logs
11. Trot
12. Extended trot
13. Stop and back

[RR/AQHA-2]

Pattern Provided by:
Show management

WESTERN EQUESTRIAN SOCIETY
28th National Show 2019
TRAIL
OPEN



1. Jog over poles
2. Lope right lead over poles then walk into box
3. Turn either way 540*
4. Sidepass left
5. Walk out and over poles
6. Lope left lead to gate
7. Work gate with right hand
8. Lope left lead over poles and into chute
9. Back up around pole, pattern finishes at this point.

LOPE	—————
JOG	-----
WALK	-----
BACK UP	xxxxxxxxxxx
SIDEPASS	↺↻
RAISED POLE	↺↻

Pattern by D Lloyd